




2024-  
2025

**RENNERWOOD, Inc.**  
*A Tree Farm*



1025 Anderson Co. Rd. 2810

Tennessee Colony, TX 75861

903.928.2921 Fax: 903.928.2161

Toll Free: 1-888-898-7337 or 1-888-89TREES

Sales@Rennerwood.com / [www.Rennerwood.com](http://www.Rennerwood.com)







**F**or more than 35 years, we have grown successfully in RootMaker® containers for customers across the country. As we move forward, we will be adding new products and new sizes, as well as updating our company systems that will improve your purchasing experience.

In talking with customers, we have discovered some holes in the supply chain for many items that we can successfully grow. If you are having difficulty in finding certain items, ask us about producing them – whether by seed or cuttings. You never know, we might have a source for seeds or cuttings, or we might have it growing here on the farm.

Check our catalog at [rennerwood.com](http://rennerwood.com) or email us for our most current updated spreadsheet. *Continuing the tradition of quality plant material and friendly customer service ... Rennerwood.*

## Our Commitment to You:

- **Exceptional quality** - the industry leader in superior root systems: —
- **RootMaker® Certified Plants.**
- **Expert advice** - Friendly, knowledgeable staff available as your reliable resource for industry questions and growing tips.
- **Innovation** - We continue to experiment with advanced methods of growing, and conduct trials of new and improved plant varieties.
- **Your success is our greatest accomplishment** - We are proud partners with many of the best growers in the industry.

### Here's How to Contact us:

1025 ANDERSON CO RD 2810 Tennessee Colony, Texas 75861

Mail Payments to: P.O. Box 250 Tennessee Colony, Texas 75861

P | 903.928.2921

Toll Free | 1.888.898.7337

[horacio@rennerwood.com](mailto:horacio@rennerwood.com)

[taylor@rennerwood.com](mailto:taylor@rennerwood.com)

[otto@rennerwood.com](mailto:otto@rennerwood.com)

[sales@rennerwood.com](mailto:sales@rennerwood.com)

[www.rennerwood.com](http://www.rennerwood.com)

**Rennerwood is a member of these associations:**







**RootMaker®**  
Certified Plants



## Rennerwood's Way of Doing Business:

- Hours of operation: Monday - Friday 7:30am to 4:00pm
- Please give 24-hour notice for pick up.
- Net 30 days with established credit.
- We accept Visa, Amex, and MasterCard for customers with unestablished credit.
- All pricing FOB Rennerwood Tennessee Colony, TX.
- One-, three- and five-gallon orders are contract grown only and require a twenty-five percent deposit.
- Orders placed by January 31 are typically ready for shipment in the fall of that same year. Deposits are non-refundable.
- Container return program: Refunds available on all one and three gallon RootMaker® containers returned at customer's expense.

### Here's How to Find Us:

**From Tennessee Colony** go south on FM 645 three miles. Go west on CR 2809 one mile, then north on CR 2810 one mile.

**From State Hwy. 79/84** go north on FM 645 9 miles. Turn left on CR 2809; go west one mile, then north on CR 2810 one mile.

### Warranty:

We exercise diligent care to keep all stock offered for sale true to name and in good condition when it is shipped. Should any prove to be otherwise, it is mutually agreed that we are not liable for any amount greater than the original invoice price. Claims must be made immediately upon receipt of merchandise.



RENNERWOOD, Inc.  
*A Tree Farm*

# LEGEND

(T) = Tree Form


(F) = Full Form

(ST) = Single Trunk

(MT) = Multi Trunk ( 3 )

(TC) = Tissue Culture

P.P. = Prices for these patented  
& trade-marked plants  
include Royalty Fee


 = Designates Texas Native






## ACER

	60 ct.	32 ct.	1g	3g
<i>barbatum floridanum</i> Southern Sugar Maple	-	3.00	8.00	15.00
<i>buergerianum</i> Trident Maple. To 30'. Bronze to purple new growth maturing to glossy dark green. Orange-red fall color, acid soil. Beautiful, exfoliating bark. Zone 5.	-	2.75	8.00	15.00
<i>rubrum</i> 'Brandywine'-Brandywine Red Maple To 40'. Cross of October Glory and Autumn Flame. Brilliant red-purple autumn color. Prefers slightly acidic soils but adaptable. Produces only male flowers. Zone 4.	-	3.25	8.00	15.00
<i>rubrum</i> 'Summer Red®' - Summer Red® Red Maple To 40'. Burgundy-red new foliage, fall foliage yellow to orange or purple. Adaptable to wide range of soil and climatic conditions. Head Ornementals. Zone 5.	-	4.00	8.00	15.00
<i>rubrum var. drummondii</i> - Drummond Red Maple 🇺🇸 To 40'. Native to Southeast. Beautiful fall color and spring color when seeding. Acid soil. Zone 6.	-	3.00	8.00	15.00
<i>truncatum</i> - Purpleblow or Shantung Maple To 25'. New growth reddish-purple. Fall color yellow to orange to red. Can handle alkaline soil. Drought and wind tolerant. Zone 4.	-	3.00	8.00	15.00
<i>x freemanii</i> - 'Autumn Blaze®' Autumn Blaze Maple To 50'. Rapid-growing silver-red maple cross. Excellent orange and red fall color. Poplar Farms P.P.# 4864. Zone 3.	-	4.00	8.00	15.00
<i>rubrum</i> - Red Maple, Swamp Maple To 60'. New growth is reddish tinged. Fall color mostly greenish yellow, to yellow. Medium to fast grower, will handle low wet planting sites. Zone 8	-	2.75	8.00	15.00
<i>saccharinum</i> - Silver Maple To 60'. Fastest growing Maple. Bright green foliage above with silver/gray underneath. Shows a little color during fall. Zone 8.	-	2.75	8.00	15.00
<i>saccharum</i> - Sugar Maple	-	2.75	8.00	15.00
<b>AESCULUS pavia</b> - Red Buckeye 🇺🇸 To 20'. Small clump-forming round-topped shrub or small tree. Dark green, lustrous foliage. Flowers April-May. Best in full sun and moist, well-drained soil, but tolerates shade. Native from VA to FL to LA and TX to Edwards Plateau. Pollinated by Ruby Throated Hummingbirds. Zone 4-8.	-	3.25		
<b>BETULA nigra</b> - River Birch 🇺🇸 To 60'. Yellow fall color. Exfoliating bark reveals pink to white trunk. Full sun. Deciduous. Zone 4	-	2.75	-	(MT) 18.50




<b><i>nigra</i> 'BNMTF' Dura Heat™</b> - Dura Heat River Birch To 40'. Glossy, green leathery foliage and dense canopy. Holds leaves longer than other birches. Good heat tolerance. Tree Introductions. From tissue culture. Zone 4.	-	4.10	-	*18.50 (TC) 20.00
<b><i>nigra</i> 'Heritage'</b> - Heritage River Birch To 45'. Leaves are large, glossy and dark green. Exfoliating bark opens to white, salmon-white. From tissue culture. P.P. # 4409 Cully. Zone 4.	-	4.10	-	*18.50 (TC) 20.00
<b>CALLICARPA <i>americana</i></b> - American Beautyberry Loose open shrub to 8'. Light lavender-pink clusters of flowers turn to brilliant purple berries. Zone 7.	-	2.75	8.00	14.00
<b>CALLISTEMON</b>	-	(MT) 2.75	(MT) 8.00	(MT) 16.00
<b><i>lanceolata</i></b> - Bottlebrush Seedling selection found locally. Very cold- and drought-tolerant. Blooms bright red spikey flowers in Spring and again in August. Small tree or shrub to 15'. Zone 8.	-	(ST) 2.75	(ST) 8.00	(ST) 14.00
<b><i>viminalis</i></b> - 'Red Clusters Bottlebrush' Vigorous small tree or shrub. Light green foliage and bright red flowers in spring. Drought, soil & cold tolerant. Zone 8.	-	(MT) 2.75 (ST) 2.75	(MT) 8.00 (ST) 8.00	(MT) 16.00 (ST) 14.00
<b>CARPINUS <i>Caroliniana</i></b> - American Hornbeam 🌳 Also known as Blue Beech, Ironwood or Muscledwood. Medium size tree to 30. Usually grown as multi-stem or brushy shrub. Performs well in moist soils. Prefers rich, slightly acidic soils. Native to Texas. Zone 3.	-	3.00	8.00	14.50
<b>CARYA <i>aquatica</i></b> - Water Hickory Large tree maturing at 100'. It is a major component of wetland forests now in the southeastern U.S., and is considered important in cleansing drainage waters since the plant slows the flow during flooding, allowing segments to fall out of the water column. Zone 3.	-	2.75	-	14.50
<b>CARYA <i>Illinoensis</i></b> - Native Pecan 🌳 To 70-100'. Long-lived tree thought to have been planted by Comanche Indians. Prefers deep, moist well-drained soils. Nuts important as wildlife food. Zone 6.	-	2.75 - -	- 6.00 -	- - (5g) 20.00
<b>CELTIS <i>laevigata</i></b> - Sugarberry	-	2.75	-	-
<b>CEPHALANTHUS <i>occidentalis</i></b> - Buttonbush 🌳 Rounded shrub to 6'. Glossy summer foliage with creamy - white flowers that endure for a long time. Zone 5.	-	2.75	-	-
<b>CERCIS <i>canadensis</i></b> - Eastern Redbud 🌳 To 25'. Purple-red flowers cover the branches in spring. Zone 4.	-	2.75	8.00	15.50
<b><i>canadensis</i> var. <i>texensis</i></b> - Texas Redbud 🌳 To 20'. Glossier leaves than eastern redbud. Red to pink spring flowers. Zone 6.	-	3.00	8.00	15.50



	60 ct.	32 ct.	1g	3g
<b>CHILOPSIS</b>	-	3.00	8.00	14.00
<b>linearis</b> - Desert Willow 🇹🇽 Small deciduous tree to 20'. Narrow light green leaves and beautiful trumpet-shaped purple flowers. Zone 7.				
<b>linearis 'Bubba'</b> - Bubba Desert Willow 🇹🇽 Strong form from San Antonio Botanical Gardens. Darker green foliage and muscular trunk and branching. Dark purple flowers. Zone 7.	N/A	3.00	8.00	14.00
<b>linearis 'Burgundy'</b> - Burgundy Desert Willow 🇹🇽 Large shrub or small tree to 25'. Loose gangly growth habit. Burgundy, purplish-red colored flowers bloom on new growth June-Aug. Requires well-drained, dry soils. Drought tolerant. Zone 7.	N/A	3.00	8.00	14.00
<b>CHITALPA tashkentensis 'Morning Cloud'</b> - Chitalpa A cross between Desert Willow and Catalpa. Small multi-trunk tree grows to 15' with a loose, open habit. Light pink flowers with palepurple throat on new growth. Prefers well drained soil; is drought tolerant. Zone 6.	-	2.75	N/A	N/A
<b>CORNUS</b>	-	2.75	8.00	14.00
<b>drummondii</b> - Roughleaf Dogwood 🇹🇽 Small deciduous tree 16' at maturity. Creamy yellow flowers in early spring followed by cream-colored berries in Fall. Good for erosion control. Zone 4-8.				
<b>florida</b> - Florida White Dogwood 🇹🇽 Small deciduous tree 15-30' at maturity Deep green leaves turning dark red in fall. Creamy white flowers in early spring with red berries late summer. Best in acidic soils. Zone 5.	-	2.75	N/A	N/A
<b>CUPRESSUS</b>	-	2.75	8.00	14.00
<b>arizonica var. arizona</b> - Arizona Cypress 🇹🇽 To 40-50' tall by 30' wide. Pyramidal habit with fine-textured foliage. Prefers dry, hot locations. Zone 7.				
<b>DIOSPYROS virginiana</b> - Eastern/Common Persimmon 🇹🇽 Up to 60'. Large fruit turning pinkish orange when ripe. Tolerant of diverse soil types. Zone 4.	-	2.75	8.00	14.00
<b>ELAEOCARPUS decipiens</b> - Japanese Blueberry Large evergreen shrub to 40' tall. Pink to white flowers in late spring. Attracts bees, birds, butterflies. Zone 8-b.	-	2.75	8.00 (F) (ST) 14.00	14.00
<b>ERIOBOTRYA japonica</b> - Loquat Medium-sized tree, 20'-30'. Large, dark green leathery leaves with white blooms late summer to early fall. Drought tolerant and attractive to bees, butterflies and birds. Zone 7-a.	-	2.75	(ST) 14.00 (MT) 18.00	14.00





60 ct.

32 ct.

1g

3g

**FEIJOA *sellowiana*** - Pineapple Guava

Shrub or small tree to 12' tall. Red to white flowers. Tolerates some shade. Attracts bees, birds, butterflies. Zone 8-10.

-

2.75

8.00

14.00

**FRANKLINIA *alatamaha*** - Franklin Tree

Typically grown as a single trunk tree or multi-stemmed shrub. Cup shaped 5 petal fragrant white flowers with yellow center. Glossy dark green leaves turn to orange, red & purple in fall. Zone 5-8.

-

3.00

**FRAXINUS*****americana ssp texensis*** - Texas Ash 

Small tree to 45' tall with dense canopy. Dark green leaves have brilliant fall color. Zone 5.

-

3.00

8.00

14.00

***pennsylvanica*** - Green Ash

Medium sized deciduous tree 40-80' tall. Produces clusters of flowers w/no petals in spring. Broad green leaves w/serrated margins, golden yellow in autumn.

-

2.75

8.00

14.00

**ILEX*****aquifolium 'Mary Nell'*** - Mary Nell Holly

Dense and compact shrub or small tree. 15' mature height with 10' spread. Excellent screening plant or as specimen. Zone 7.

-

2.75

(F) 8.00

(F) 15.00

***aquifolium x l. cornuta 'Nellie R. Stevens'*** -

Nellie R. Stevens Holly. Large evergreen shrub or small broad pyramidal tree to 25'. Lustrous dark green leaves with red berries. Zone 6.

-

3.00

(T) 8.00

(T) 16.00

3.00

(F) 8.00

(F) 15.00

**x *'Christmas Jewel'*** - Christmas Jewel Holly PP#14477

Dark polished green foliage with apple-red berries that last until spring. No pollinator required for berry production. Zone 6.

-

3.50

8.00

15.00

**x *'East Palatka'*** - East Palatka Holly

Produces abundant large berries. Growth habit looser than Fosters and less cold-hardy than Fosters or Savannah. Zone 6-7.

-

2.75

N/A

N/A

(F) 3.00

(F) 8.00

(F) 15.00

**x *attenuata 'Eagleson'*** - Eagleson Holly

Upright, vigorous shrub form which matures into a pyramidal shape. Medium to dark green oblong leaves with red fruit. Larger than Foster Holly. Zone 7-9.

-

3.00

(T) 8.00

(T) 16.00

(F) 8.00

(F) 15.00

**x *attenuata 'Fosterii'*** - Foster Holly

To 25'. Small, spiny, glossy green leaves. Evergreen. Pyramidal habit. Zone 6.

-

2.75

(T) 8.00

(T) 16.00

(F) 8.00

(F) 15.00

**x *attenuata 'Savannah'*** - Savannah Holly

To 30'. Light green foliage with spines. Abundance of red berries. Zone 6.

-

2.75

(T) 8.00

(T) 16.00

(F) 8.00

(F) 15.00

***opaca 'Greenleaf'*** - Greenleaf Holly To 30'.


Strong-growing pyramidal form with glossy medium green, spiny foliage. Bright red fruit at an early age. Zone 5.


-

2.75


(F) 8.00

(F) 15.00



<b><i>JUGLANS nigra</i></b> – Black Walnut	-	2.75	8.00	
To 75'. Well formed trunk, that has large rounded oval crown top. Grows well in moist rich soils. Wood is very valuable. Zone 3-7.				
<b><i>JUNIPERIS virginiana</i></b> - Eastern Red Cedar 	-	3.25	8.00	15.00
To 50' with 8-20' spread. Variable in habit, texture, foliage and fall color. Zone 3.				
<b>LAGERSTROEMIA (CRAPEMYRTLE)</b>	1.75	(MT) 2.75 (ST) 2.75	8.00	17.50
<b>'Acoma'</b> Low spreading semi-dwarf. Pure white flowers with dark green foliage turning dark purple in fall. Mildew resistant and cold hardy. Zone 7.				
<b>'Arapaho'</b> To 20' tall. Dark red flowers fading to pink. Dark green foliage tinged with maroon. Mildew resistant. Zone 7.	1.75	(MT) 2.75 (ST) 2.75	8.00 9.00	17.50 16.00
<b>'Biloxi'</b> Upright growth habit to 20' tall with pale pink flowers and continuous recurring bloom. Exfoliating dark brown bark. Fall color yellow to orange-red. Zone 7.	1.75	(MT) 2.75 (ST) 2.75	8.00 9.00	17.50 16.00
<b>'Basham's Party Pink'</b> To 30'. Light lavender-pink flowers. Very fast growing. Mildew resistant. Zone 7.	1.75	(MT) 2.75 (ST) 2.75	8.00	17.50
<b>'Catawba'</b> Medium growth habit. Dark purple flowers, dark green glossy foliage. Mildew resistant. Zone 7.	1.75	(MT) 2.75 (ST) 2.75	8.00	17.50
<b>'Centennial Spirit'</b> Upright shrub or small tree. Dark red-wine flowers. Mildew resistant. Zone 7.	1.75	(MT) 2.75 (ST) 2.75	8.00	17.50
<b>'Cheyenne'</b> – Small dense rounded shrub, dark brown trunking. Mildew resistant. Zone 7	1.75	(MT) 2.75 (ST) 2.75	8.00	17.50
<b>'Choctaw'</b> Large, vase-shaped habit. Bright pink flowers. Cinnamon-brown bark. Mildew resistant. Zone 7.	1.75	(MT) 2.75 (ST) 2.75	8.00	17.50
<b>'Country Red'</b> Upright habit to 15'. Bright red flowers. Dark green foliage turning yellow in fall. Mildew resistant. Zone 7.	1.75	(MT) 2.75 (ST) 2.75	8.00 9.00	17.50 16.00
<b>'Ebony Flame'</b> Deciduous semi-dwarf, dark burgundy foliage with clusters of ruby-red flowers, to 10-12', zones 7-10.	1.75		8.00 (By Request Only)	17.50
<b>'Hopi'</b> Spreading semi dwarf 8' x 10' wide. Pink flowers. Dark green foliage. Early bloomer. Zone 7.	1.75	(MT) 2.75 (ST) 2.75	8.00	N/A
<b>'Miami'</b> Large multi-stemmed shrub. Dark pink flowers. Burgundy new growth becomes dark green and turns russet in fall. Mildew resistant. Zone 7.	1.75	(MT) 2.75 (ST) 2.75	8.00	N/A
<b>'Miss Frances'</b> Lustrous green leaves with dark red flowers. Displays a beautiful, maroon foliage in the autumn. Up to 15'. Zones 7-9.	1.75	(MT) 2.75 (ST) 2.75	8.00 (By Request Only)	N/A
<b>'Muskogee'</b> -To 20'. Lavender flowers. Medium brown exfoliating bark. Zone 7.	1.75	(MT) 2.75 (ST) 2.75	8.00 9.00	17.50 16.00



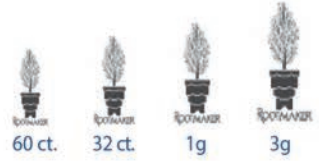


	60 ct.	32 ct.	1g	3g
<b>'Natchez'</b> -To 25'. White flowers. Cinnamon-brown, exfoliating bark. Zone 7.	1.75	(MT) 2.75	8.00	17.50
		(ST) 2.75	9.00	16.00
<b>'Pocomoke'</b> - True miniature crape myrtle with deep rose-pink blooms. Retains compact mound-shaped habit without pruning. Highly resistant to powdery mildew. Bronze-red fall color. Zone 7.	1.75	(MT) 2.75	8.00	N/A
<b>'Powhatan'</b> Compact 10' x 10'. Abundant medium purple flowers. Glossy foliage. Zone 7.	1.75	(MT) 2.75	8.00	N/A
<b>'Sarah's Favorite'</b> - To 20' or more. Large white flowers, rich cinnamon-brown bark. Considered hardier and the flowers are produced over a longer time frame than Natchez. Fall color red-orange. Zone 7.	1.75	(MT) 2.75	8.00	17.50
		(ST) 2.75	9.00	16.00
<b>'Sioux'</b> - To 20'. Upright, narrow growth habit. Dark green leathery foliage. Medium pink flowers. Brilliant orange-red fall color. Mildew resistant. Zone 7.	1.75	(MT) 2.75	8.00	17.50
<b>'Tonto'</b> - Semi dwarf to 10'. Fushia red flowers, cream colored bark. Mildew resistant. Zone 7.	1.75	(MT) 2.75	8.00	17.50
<b>'Tuscarora'</b> - To 30'. Coral pink flowers, light brown bark. Mildew resistant. Zone 7.	1.75	(MT) 2.75	8.00	17.50
		(ST) 2.75	9.00	16.00
<b>'Tuskegee'</b> - To 10-20' with upright, rounded growth habit. Flowers are dark pink, bark is grey and fall foliage is red-orange. Zone 7.	1.75	(MT) 2.75	8.00	17.50
		(ST) 2.75		
<b>'Twilight'</b> - Large upright to 20'. Dark purple flowers. Tan colored bark. Mildew resistant. Zone 7.	1.75	(MT) 2.75	8.00	17.50
<b>'Yuma'</b> - Upright habit to 20'. Lavender bi-color flowers. Young foliage bronze-tinged, turning dark green. Mildew resistant. Zone 7.	1.75	(MT) 2.75	8.00	17.50
<b>'Zuni'</b> Globose semi dwarf to 20'. Lavender flowers, good fall color. Mildew resistant. Zone 7.	1.75	(MT) 2.75	8.00	17.50
<b>Whit VI' Burgundy Cotton®</b> -To 15'. White flowers with burgundy foliage changing to dark green with wine tint. PP#14438. Whitcomb. Zone 7.	2.25		8.50	(MT)18.00
<b>'Whit II' Dynamite®</b> -To 20'. Cherry-red flowers. Vigorous upright grower. New foliage is crimson, changing to dark green; Orange fall color. P.P. #10296. Whitcomb. Zone 7.	2.25	(MT) 3.25	8.50	(MT)18.00
		(ST) 3.25		
<b>'Whit III' Pink Velour®</b> -To 10'. Bright pink flowers with burgundy-wine new leaves that eventually turn dark purplish green. Orange fall color. P.P. #10319. Whitcomb. Zone 7.	2.25	(MT) 3.25	8.50	(MT)18.00
		(ST) 3.25		
<b>'Whit VIII' Rhapsody in Pink®</b> -To 15'. Vigorous grower with dark wine new growth and soft pink flowers. Mildew resistant. Whitcomb. P.P. #16616. Zone 7.	2.25	(MT) 3.25	8.50	(MT)18.00
		(ST) 3.25		
<b>'Whit I' Raspberry Sundae®</b> -To 20'. Flowers are cardinal red to pink with a touch of white. Thick, leathery dark green leaves. Orange-red fall color. Upright grower. Whitcomb. P.P. #10297. Zone 7.	2.25	(MT) 3.25	8.50	(MT)18.00
		(ST) 3.25		




	60 ct.	32 ct.	1g	3g
<b>'Whit IV' Red Rocket®</b> -To 20'. Cherry-red flowers in large clusters. New leaves red to red purple. Current season's stems are red. P.P. #11342. Whitcomb. Zone 7.	2.25	(MT) 3.25 (ST) 3.25	8.50 N/A	(MT)18.00 N/A
<b>LIGUSTRUM japonicum – 'Recurvifolium'</b> To 12'. Slightly smaller leaf with a wavy leaf margin. Has dark lustrous leaf that is more compact and slower growing. Little more cold harder than Japanese Privet. Zone 7	-	2.75	8.00	14.00
<b>LIQUIDAMBAR styraciflua – Sweetgum</b> ➔ To 100'. Various fall colors - yellow to orange to red to purple. Requires moisture. Full sun. Deciduous. Zone 4.	-	3.00	8.00	14.00
<b>LIRIODENDRON tulipifera - Tulip Poplar</b> ➔ To 100'. Yellow fall color. Green to yellow flowers late spring. Zone 4.	-	2.75	8.00	14.00
<b>LOROPETALUM chinensis 'zhuzhou'</b> - Chinese Fringe Flower To 15'. Produces pink flowers in spring and blooms heavily again in fall. Dark maroon foliage. Zone 7-9		(ST) 3.00		
<b>MAGNOLIA grandiflora - Southern Magnolia</b> ➔ To 100'. Lustrous dark green leaves. Creamy white fragrant flowers. Zone 7.	-	2.75		20.00
<b>grandiflora 'Bracken's Brown Beauty'</b> To 50'. One of the most cold hardy of magnolias. Relatively compact and dense. Zone 7.	-	-	-	22.50
<b>grandiflora 'Claudia Wannamaker'</b> To 50'. Flowers early. Medium broad pyramidal habit. Zone 7.	-	-	-	22.50
<b>grandiflora 'D. D. Blanchard'</b> To 60'. Pyramidal form, dark orange velvety undersides. Zone 7.	-	-	-	
<b>grandiflora 'Little Gem'</b> To 20'. Small leaves, bronzy brown undersides. Columnar form. Prolific bloomer. Zone 7.	-	-	-	22.50
<b>lilliflora 'Ann'</b> To 12'. Clump form. Dark purple-red flowers. Good grower. Zone 5.	-	3.25	(MT) 8.00	(MT)14.00
<b>lilliflora 'Jane'</b> To 12'. Rounded shrubby plant. Flowers purple outside just before leaves develop in early spring. Acidic soil. Zone 5.	-	3.25	(MT) 8.00	(MT)16.00
<b>soulangiana – Saucer</b> To 25'. Purplish-pink flowers in early spring. Prolific. Zone 5.	-	3.25	(MT) 8.00	(MT)14.00
<b>virginiana – Sweetbay</b> ➔ To 50'. Light green leaves, silvery undersides. Creamy flowers from May on. Lemony fragrant flowers. Zone 5.	-	3.00	(ST) 8.00 (MT) 8.00	(MT)16.00 (MT)18.00






<b>virginiana var. australis</b> – Sweetbay To 90'. Evergreen to semi-evergreen. Lemon Yellow Flowers. Zone 6.	-	(ST) 3.25 (MT) 9.00	(ST) 8.00 (MT) 18.00	(ST) 16.00 (MT) 18.00 (4) 18.00
<b>virginiana var. australis "Moonglow" R</b> – Moonglow Magnolia To 40'. Dark green with blue underside leaf, semi evergreen with upright growth. One of Cold hardest varieties. P.P. #12065 Cully. Zone 7	-	(ST) 4.05 (MT) 9.00	(ST) 8.50 (MT) 9.00	(ST) 16.00 (MT) 18.00
<b>METASEQUOIA glyptostroboides</b> - Dawn Redwood To 100'. Beautiful exfoliating cinnamon bark. Rapid-growing deciduous conifer. Thought for many years to be a fossil. Zone 5.	-	3.00	8.00	14.00
<b>MORUS rubra</b> - Red Mulberry 🍷 To 70'. Large dark green leaves turn subdued yellow in fall. Zone 5.	-	2.75	8.00	14.00
<b>alba</b> – White "fruitless" Mulberry To 50'. Male form, wide spreading crown, dark green leaves, Maple-like leaf, standard in industry. Zone 5	-	2.75	8.00	14.00
<b>MYRICA cerifera</b> - Southern Wax Myrtle 🍷 Beautiful, wispy, broadleaf evergreen to 20'. Tolerant of salt. Can be planted in full sun or half shade. Zone 7.	-	(MT) 3.00	(MT) 8.00	(MT) 15.00
<b>NYSSA sylvatica</b> – Blackgum 🍷 To 100'. One of the best trees for fall color. Brilliant red to maroon fall color. Zone 4.	-	3.00	8.00	14.00
<b>aquatica</b> – Water Tupelo To 100'. One of the best trees for sites under water. Trunk bulges at base and tapers at top with open crown. Zone 6	-	2.75	8.00	14.00
<b>PINUS eldarica</b> - Afghan Pine To 50'. Tolerates poor soils, drought conditions. Zone 7.	-	2.75	8.00	14.00
<b>elliottii</b> - Slash Pine To 100'. Fast grower. Zone 7.	-	2.75	8.00	14.00
<b>pinea</b> - Italian Stone Pine To 40'. Suited for thin rocky soils and infrequent rains. Drought tolerant. Tolerates salty soil or sea spray. Zone 8.	-	2.75	8.00	14.00

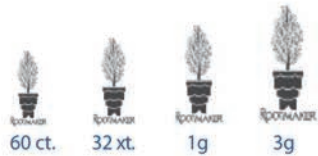


	60 ct.	32 ct.	1g	3g
<b>taeda</b> - Loblolly Pine 🇺🇸 To 100'. Slower growing than slash pine but branches better. Zone 6.	-	2.75	8.00	15.00
<b>thunbergiana</b> - Japanese Black Pine To 60'. Dark green foliage. Good landscape character. Zone 5.	-	3.00	8.00	14.00
<b>PISTACIA chinensis</b> - Chinese Pistache To 40'. Brilliant orange to red fall color. Drought tolerant. Good urban tolerance - native to China. Zone 6.	-	3.00	8.00	15.00 (MT)18.00
<b>PLANTANUS</b>	-	2.75	8.00	14.00
<b>occidentalis</b> - American Sycamore To 130'. Massive tree. Easily distinguished from other trees by mottled exfoliating bark, leaving the surface mottled and greenish-white, gray and brown. Native to wet land areas. Rapid growth habit. Zone 4.	-	-	-	18.00
<b>mexicana</b> - Mexican Sycamore To 50'. Native to Mexico, drought and leaf scorch blight tolerant. Shows great promise to adapt and is fast becoming the Sycamore to use in the Southwest. Zone 7	-	-	-	18.00
<b>PRUNUS</b>	-	3.50	8.00	15.00
<b>caroliniana compacta</b> - Compact Cherry Laurel 🇺🇸 To 30'. Pyramidal-oval shape, dense foliage with small leaves. Disease resistant. Evergreen. Zone 7.	-	2.75	8.00	15.00
<b>caroliniana</b> - Cherry Laurel To 40'. Pyramidal-oval to round, dark green foliage year around. Great for wind breaks and hedges. Zone 7	-	2.75	8.00	15.00
<b>mexicana</b> - Mexican Plum 🇺🇸 To 25'. Prolific bloomer in very early spring. Fragrant white flowers. Dark red to purple fruit in early summer, excellent for wildlife and jellies. Adapts to soil conditions. Drought tolerant. Deciduous. Zone 6.	-	3.00	8.00	15.00
<b>PUNICA</b>	-	3.00	8.00	14.00
<b>granatum "Wonderful"</b> - Wonderful Pomegranate Attractive shrub or multi-trunk small tree to 20' Glossy green leaves, showing red-orange flowers from June to October which produce large fruits that remain on the plant until December. Requires full sun and well drained soils. After established heat and drought tolerant. Zone 7.	-	3.00	8.00	14.00
<b>QUERCUS</b>	-	2.75	8.00	14.50
<b>acutissima</b> - Sawtooth Oak To 60'. Has distinctive leaves. Fast growing, yellow to brown fall color. Zone 4.	-	2.75	8.00	14.50
<b>alba</b> - White Oak 🇺🇸 To 100'. A massive, long-lived tree. Red to orange to wine-red fall color. Zone 3.	-	2.75	8.00	14.50





	60 ct.	32 ct.	1g	3g
<b><i>bicolor</i></b> - Swamp White Oak To 60'. Native to swampy locations. Requires acid soil. Yellow to red-purple fall color. Zone 3.	-	2.75	8.00	14.50
<b><i>buckleyi</i></b> - Texas Red Oak 🌿 To 30'. Distinctive leaves turn scarlet in fall. Good in rocky soil. Zone 6.	-	3.00	8.00	14.50
<b><i>falcata</i></b> - Southern Red Oak, Spanish Oak To 70-80' with rounded form. Tolerates poor, dry soil. Fall color is brown with a tinge of red. Zone 6.	-	2.75	8.00	14.50
<b><i>falcata var. pagodaefolia</i></b> - Cherrybark Oak To 110'. Faster grower of the red oak group and among the largest. Zone 7.	-	2.75	8.00	14.50
<b><i>fusiformis</i></b> - Texas Live Oak 🌿 To 40'. A slightly smaller oak tree with more erect branching and a less wide crown. Typically found on dry sites, and considered to be the hardiest evergreen oak. Cold tolerant. Zone 6a.	-	3.00	8.00	14.50
<b><i>laceyi</i></b> - Lacy Oak 🌿 Small tree to 30'. Blue-green deciduous foliage. Likes alkaline soils. Hardy in low water conditions. Zone 7.	-	3.25	8.00	16.00
<b><i>laurifolia</i></b> - Laurel Oak To 60'. Common throughout coastal Plain in the South, occupying sandy well-drained soils. Rapid growth. Seeds from trees originating at Shady Grove Plantation. Zone 6.	-	2.75	8.00	14.50
<b><i>lyrata</i></b> - Overcup Oak To 90'. Acid soil. Orange to red fall color. Adapts well to poor sites. Zone 5.	-	2.75	8.00	14.50
<b><i>macrocarpa</i></b> - Burr Oak 🌿 To 80'. Broad shade tree with large acorns. Tolerant of varying soils and moisture conditions. Performs well in alkaline soils. Zone 3.	-	3.00	8.00	14.50
<b><i>marilandica</i></b> - Blackjack Oak 🌿 To 30-40'. Scrubby tree. Tolerates dry, sandy or sterile soils. Wood used for posts, fuel, and wildlife love the fruit. Zone 6.	-	2.75	8.00	14.50
<b><i>michauxii</i></b> - Swamp Chestnut Oak 🌿 Majestic oak to 120'. Does not like standing water but tolerates periodic flooding. Zone 5.	-	2.75	8.00	14.50
<b><i>muehlenbergii</i></b> - Chinkapin Oak 🌿 To 60'. Crimson to orange-yellow fall color. Drought tolerant. Performs well in alkaline soils. Zone 3.	-	3.00	8.00	14.50
<b><i>nigra</i></b> - Water Oak 🌿 To 100'. Dark red fall color. Semi-evergreen in South. Zone 6.	-	2.75	8.00	14.50
<b><i>nuttallii</i></b> - Nuttall Oak To 100'. Brilliant red-maroon fall color. Acid soils. Zone 6.	-	2.75	8.00	14.50
<b><i>palustris</i></b> - Pin Oak To 100'. Dark red fall color. Acid soils required. Zone 3.	-	2.75	8.00	14.50



60 ct.


32 xt.

1g

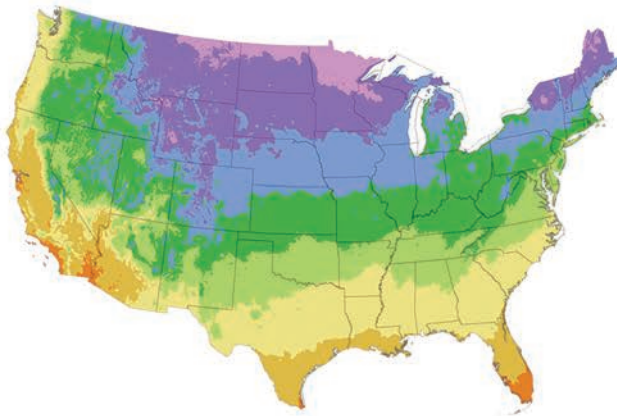
3g

<b>phellos</b> - Willow oak 🌿 To 100'. Prefers moist acid soils. Yellow to red fall color. Finely textured leaves. Zone 4.	-	2.75	8.00	14.50
<b>polymorpha</b> - Mexican White Oak 🌿 Large, evergreen shade tree. Thick blue-green leathery leaves. Drought tolerant. Performs well in alkaline soils. Zone 7.	-	3.50	8.00	16.00
<b>coccinea</b> - Scarlett Oak	-	2.75	8.00	14.50
<b>rubra</b> - Northern Red Oak	-	2.75	8.00	14.50
<b>shumardii</b> - Shumard Oak 🌿 To 100'. Excellent red to red-orange fall color. Performs exceptionally well in alkaline soils. Zone 3.	-	2.75	8.00	14.75
<b>virginiana</b> - Live Oak 🌿 To 100'. Extremely adaptable to soils and water conditions. Evergreen. Zone 7.	-	2.75	8.00	14.75
<b>virginiana</b> - 'SDLN' P.P.#12,015 Cathedral Oak™ Dense canopy, dark green foliage, pyramidal in youth, spreading with age. The foremost clonal oak available today. Shadowlawn Nursery. Zone 7.	-	N/A	N/A	18.75
<b>RHAMNUS caroliniana</b> - Carolina Buckthorn 🌿 To 20'. Small flowers in late spring produce showy drupe fruit. Glossy oval leaves turn yellow in fall. Zone 3.	-	2.75	8.00	14.00
<b>RHUS lanceolata</b> - Prairie Flame-leaf Sumac 🌿 Small shrub or thicket to 32' tall. Whitish flowers produce red clusters of berries. Native to dry, alkaline soil. Zone 4.	-	2.75	8.00	14.00
<b>SALIX babylonica</b> - Weeping Willow To 30-40' with comparable spread. Very graceful tree with a short stout trunk and broad rounded crown of weeping branches that sweep the ground. Prefers moist soils. Zone 5.	-	2.75	8.00	15.00
<b>SASSAFRAS albidum</b> - Sassafras 🌿 Root beer scented tree with three distinctive type leaves. Produces yellow flowers. Bark is used for tea. Zone 4.	-	3.50	8.00	14.00
<b>SOPHORA</b> <b>affinis</b> - Eve's Necklace 🌿 Tall shrub to 18'. Deciduous. Hanging Wisteria-like pink flowers produce black segmented seeds. Zone 7.	-	3.50	-	-
<b>secundiflora</b> - Texas Mountain Laurel 🌿 Multi-trunked evergreen to 18'. Glossy dark leaves and showy Wisteria-like flowers. Zone 8.	-	4.15	-	-
<b>TAXODIUM</b> <b>ascendens</b> - Pond Cypress To 60'. Prefers wet, poorly drained acidic soils Leaves are slender, shorter and are on shoots that tend to be erect rather than spreading. Bark is paler gray than Bald Cypress. Zone 5.	-	3.00	8.00	14.75






<b><i>distichum</i></b> - Bald Cypress ➡ To 100'. Adaptable to soil conditions with sufficient moisture. Zone 4.	-	3.00	8.00	14.75
<b><i>mucronatum</i></b> - Montezuma Cypress ➡ To 100'. Bluish foliage. Drought tolerant; free of insect and fungal problems. Zone 5.	-	3.50	8.00	14.75
<b>ULMUS</b>				
<b><i>americana</i></b> - American Elm To 100'. Extremely hardy. High spreading canopy. Occurs naturally in rich bottomlands, floodplains, stream banks and swampy ground. Native to eastern North America from Florida to Texas. Zone 3.	-	3.00	8.00	14.50
<b><i>americana</i> 'Jefferson'</b> - Jefferson Elm	-	3.75		
<b><i>crassifolia</i></b> - Cedar Elm ➡ To 80'. Very adaptable to poor and alkaline soil conditions. Drought tolerant. Zone 6.	-	3.00	8.00	14.90
<b><i>parvifolia</i></b> - Lacebark Elm To 60'. Extremely adaptable to alkaline soils. Exfoliating bark. Zone 5.	-	2.75	10.00	
<b><i>parvifolia</i> 'Dynasty'</b> Elm To 30'. Distinctly vase-shaped. Red fall color in cooler climates. Exfoliating bark. National Arboretum selection. Zone 5.	-	3.75	9.00	15.00
<b>VITEX</b>				
<b><i>agnus-castus</i></b> - 'Shoals Creek' To 20'. Large blue-violet flowers 12-18' long, leaf spot resistant. Zone 6.	1.75	(ST) 2.75 (MT) 8.00 (MT) 15.00 (ST) 9.00 (ST) 16.00		
<b><i>agnus-castus</i></b> - Chaste Tree	N/A	(ST) 2.75 (MT) 8.00 (MT) 15.00 (ST) 9.00 (ST) 16.00		



### Average Annual Extreme Minimum Temperature

Temp (F)	Zone	Temp (C)
-40 to -30	3	-40 to -34.4
-30 to -20	4	-34.4 to -28.9
-20 to -10	5	-28.9 to -23.3
-10 to 0	6	-23.3 to -17.8
0 to 10	7	-17.8 to -12.2
10 to 20	8	-12.2 to -6.7
20 to 30	9	-6.7 to -1.1
30 to 40	10	-1.1 to 4.4
40 to 50	11	4.4 to 10







**RENNERWOOD, Inc.**

*A Tree Farm*

903.928.2921

Fax: 903.928.2161

Toll Free:

1-888-898-7337 or 1-888-89TREES

[Sales@Rennerwood.com](mailto:Sales@Rennerwood.com)





**RENNERWOOD, Inc.**

*A Tree Farm*

1025 Anderson County Rd. 2810

Tennessee Colony, TX

75861

